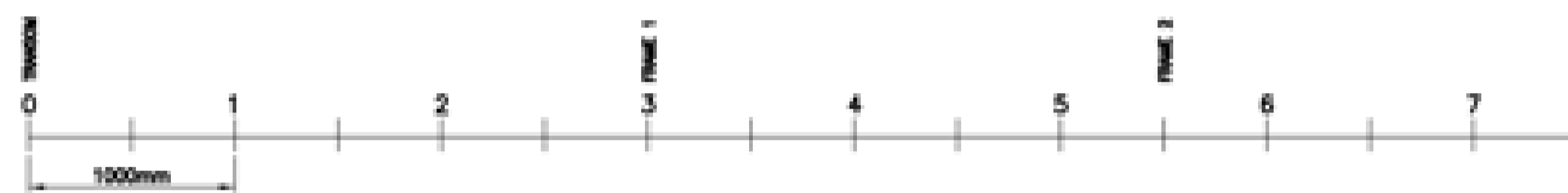

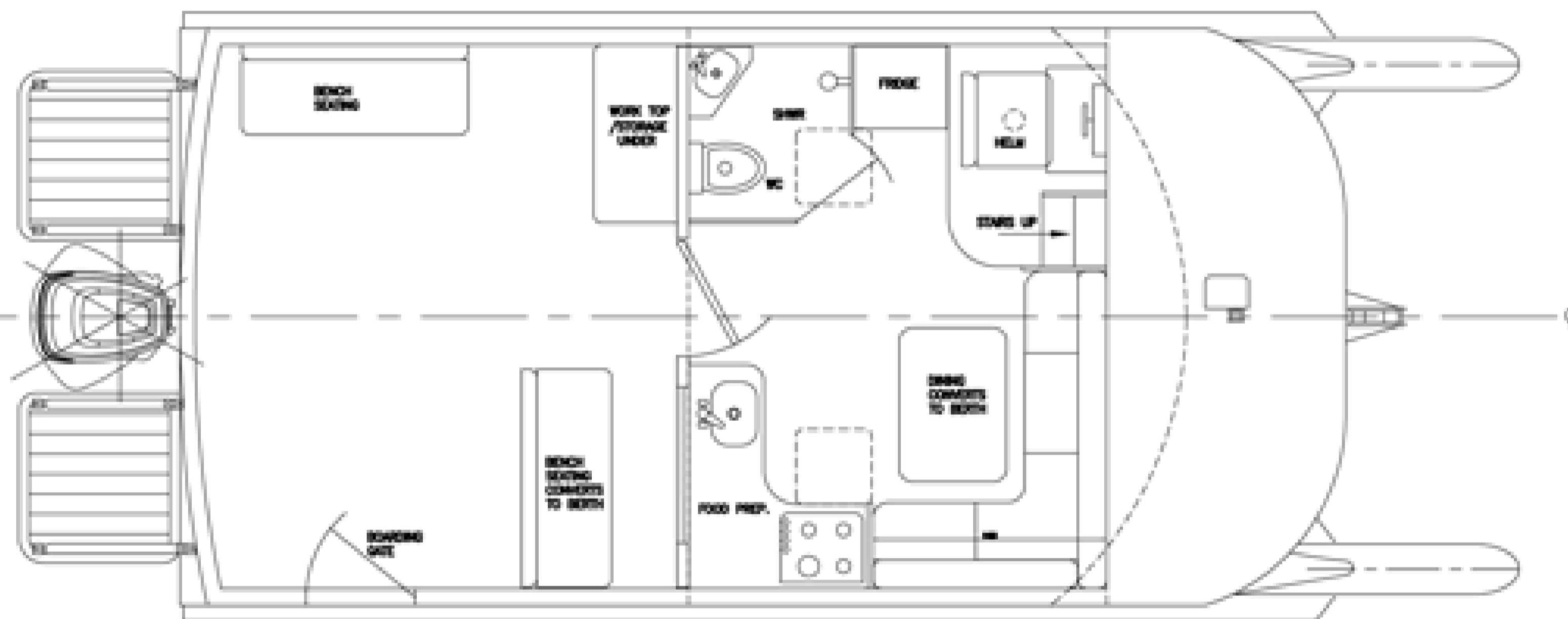


SCALE 1:60 @ A3



PLAN



INTERNAL PLAN

PRINCIPAL PARTICULARS

DESCRIPTION:	Small family cruiser/ light commercial
CONSTRUCTION:	All Aluminium
OVERALL DIMENSIONS:	8.25x3.5m (27'x11'6")
HULL DIMENSIONS:	7x3m (23'10")
DISPLACEMENT:	Approx 2t (dry)
FUEL CAPACITY:	200 litres (53 gal US)
WATER CAPACITY:	40 litres (10.5 gal US)
ENGINE CAPACITY:	300hp outboard
STEERING:	Hydraulic
SPEED (projected):	75 km/h @ 3500 rpm 120 km/h @ 5500 rpm

GENERAL NOTES

1. ALL DIMENSIONS SHOWN ARE IN MILLIMETRES UNLESS OTHERWISE NOTED.
2. DO NOT SCALE FROM DRAWING.
3. ALL MATERIALS USED ARE TO BE GOOD QUALITY MARINE GRADE.
4. IT IS THE BUILDERS RESPONSIBILITY TO CROSS-CHECK ALL DIMENSIONS & SPECIFICATIONS ON ALL RELATED PLANS. SHOULD ANY DISCREPANCY BE FOUND, THEY SHALL BE BROUGHT TO THE ATTENTION OF THE DESIGNER & RECONCILED, BEFORE ANY SUCH ITEM IS FABRICATED OR ASSEMBLED.

REV	MODIFICATION	DATE
RDVA	ISSUE_A	15.11.11
RDVB		

CAUTION

This design, including specification, drawings and its contents, are the exclusive property of Oceanic Yacht Design Pty Ltd and is furnished on a confidential basis with the expressed agreement that it will not be sold, transferred, copied, traced, photographed or reproduced in any manner whatsoever in whole or in part, nor any item herein be built, manufactured or assembled with the aid thereof without the written agreement of Oceanic Yacht Design. The recipient agrees not to disclose to any other party information herein, nor to use such information except for the the specific purpose contracted for.

title PROPOSED GENERAL ARRANGEMENT		
VESSEL 7m POWER BOAT		
SCALE 1:60	CHECKED	SIZE A3
DATE 15.11.11	DRAWN DJMc	DWG No 01565-A01-A1
		DIRECTORY
		P.O. Box 1043, Southport Qld 4215, AUSTRALIA Ph +61-7-5529-5788 Fax +61-7-5529-6879 Email admin@oceanicdesign.com.au Web: http://www.oceanicdesign.com.au